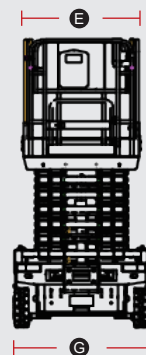
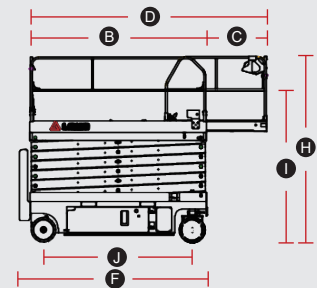
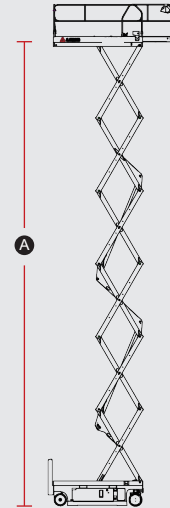


# SCISSOR LIFT RANGE

## SPECIFICATIONS

MODELS	S1413E-2	
Measurements	Metric	Imperial
Work Height Max.	15.8/10m (in/out)	51'10"/32'10" (in/out)
<b>A</b> Platform Height-Raised	13.8/8m (in/out)	45'3"/26'3" (in/out)
<b>B</b> Platform Length	2.64m	8'8"
<b>C</b> Extension Deck	0.9m	2'11"
<b>D</b> Platform Length With Extension Deck	3.54m	11'7"
<b>E</b> Platform Width	1.12m	3'8"
<b>F</b> Overall Length	2.81m	9'3"
<b>G</b> Overall Width	1.3m	4'3"
<b>H</b> Overall Height-Guardrails Up	2.74m	9'
<b>I</b> Overall Height-Guardrails Down	1.94m	6'4"
<b>J</b> Wheelbase	2.22m	7'3"
Ground Clearance(Stowed/Raised)	105/20mm	4.1"/ 0.8"
PRODUCTIVITY		
Max. Platform Occupants (in/out)	2 (in) / 1(out)	
Platform Capacity	320kg	705 lbs
Platform Capacity-Extension Deck	120kg	265 lbs
Drive Height	Full Height	
Gradeability-Stowed	25%	
Min. Turning Radius	2.85m	8'10"
Raise/Lower Speed	80s / 65s	
Brakes	Front-wheel Brake	
Drive Mode	4x2	
Tire Type	Solid Non-marking	
Tire Size	380x130mm	15"x5"
POWER		
Lead-acid Battery	24V(4×6V),220Ah	
HYDRAULIC SYSTEM		
Hydraulic Oil Capacity	24.5L	6.5gal
WEIGHT		
Machine Weight	3,430kg	7,562 lbs



Please contact LGMG or a local dealer for more details.

LGMG reserves the right to change technical data without prior notice. All photos and pictures in this brochure are for promotional purposes only.