

ARTICULATION BOOM LIFT

SPECIFICATIONS

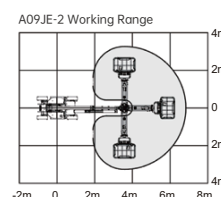
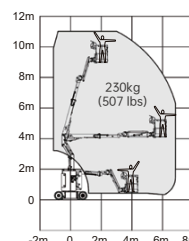
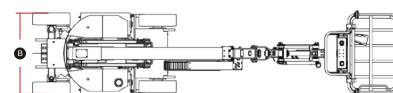
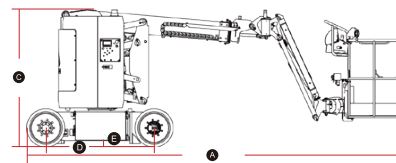
MODELS	A09JE-2 (A30JE-2)	
Measurements	Metric	Imperial
Work Height Max.	11m	36'1"
Platform Height Max.	9m	29'6"
Horizontal Outreach	6.25m	20'6"
Up and Over Height	4.12m	13'6"
Platform Length	1.17m	3'10"
Platform Width	0.76m	2'6"
Ⓐ Stowed Length	5.5m	18'1"
Transport Length (jib tucked)	3.62m	11'11"
Ⓑ Overall Width	1.19m	3'11"
Ⓒ Stowed Height	2m	6'7"
Transport Height	2.52m	8'3"
Ⓓ Wheelbase	1.65m	5'5"
Ⓔ Ground Clearance	0.09m	4"
PRODUCTIVITY		
Platform Capacity (unrestricted)	230kg	507 lbs
Platform Capacity (restricted)	/	/
Max. Platform Occupancy	2	
Turntable Rotation	355°	355°
Drive Speed-Stowed	5km/h	3.1mph
Drive Speed-Raised	0.8km/h	0.5mph
Gradeability	35%	35%
Max. Wind Speed	12.5m/s	28mph
Turning Radius-Inside	1.67m	5'6"
Turning Radius-Outside	3.38m	11'1"
Max. Slope	3°/4.5°	3°/4.5°
Tire Type	Solid Non-marking	
Tire Models	22x7	
Ground Pressure, Tyres	730 kPa	106 psi
POWER		
Power Source	48V 260Ah	
HYDRAULIC SYSTEM		
Hydraulic Oil Volume	15L	4gal
WEIGHT		
Machine Weight	6,700kg	14,771 lbs

STANDARD FEATURES

Auto-leveling platform
Hydraulic rotating platform 180°
Full proportional joystick control
Descent alarm
Flashing beacons
Horn/Hour meter
Over-tilt protection system
Emergency stop button
Intelligent self-diagnosis function
Cylinder bellows
OTA remote upgrade
Dustproof components
Over-head anti-collision protection
Platform tool box

OPTIONAL

AC power to platform
Platform work light
Half-height mesh platform
Platform auxiliary guardrail
Platform storage rack



Please contact LGMG or a local dealer for more details.

LGMG reserves the right to change technical data without prior notice. All photos and pictures in this brochure are for promotional purposes only.